

EC69035

FLANGED BOARD FOR 4 HORIZ. INT-LOCKED SOCKETS WITHOUT FUSE HOLD. - 12 MOD.



Industrial > Distribution boards > Distribution boards > Unwired versions > Small distribution board > 4 sockets - 12 modules

Technical Symbols/Marks/Approvals



Norms

EN 60670-1 EN 60670-24

Description

Distribution board for modular devices and industrial sockets. Made of shock-resistant ABS-based technopolymer. Galvanized steel DIN rail mounted on the bottom and depth-adjustable. Knockouts for pipe or cable entry with grommets, conduit fittings or cable glands of various sizes. Supplied as standard with screw caps for double insulation. Hinged cover. Door closure with triangular key included. Blank flanges included. Manufactured in compliance with EN 60670-1 and EN 60670-24 standards. Flanged model for 4 horizontal interlocked sockets without fuse base 16/32A with 155x115 mm flange and 138x98 mm fixing centers. Dimensions 320x510x135 mm. 12 DIN modules. Dissipable power 24 W.

Etim

GROUP EG000023 - Distribution boards


CLASS EC000214 - Small distribution board

Mounting method	Surface mounted	Degree of protection (IP)	IP65	Width in number of modular spacings	12
Colour	Grey	Width	320 mm	Height	510 mm
Depth	135 mm	Built-in width	314 mm	RAL-number	7035
UV resistant	Yes	Type of covering	Cover	Cover model	With notch
Type of door	Single	Transparent cover/door	Yes	With lock	Yes
Inner depth	110 mm	Number of rows	1	Extension possible	Yes
Housing material	Plastic	With mounting plate	No	Signal passing door	No
Type of closure	Three-square	Earthing terminal block	No	Neutral terminal block	No
DIN-rail	Yes	EMC-version	No		

Technical Characteristics

Power dissipation	24 W	Prese_32A_2P+T	-	Prese_16A_3P+N+T	-
--------------------------	------	-----------------------	---	-------------------------	---


Documentation available for download



Instruction booklet
Istruzioni
690_0423.pdf



Instruction booklet
Sinottico 690_1.pdf




Instruction booklet
Sinottico 690_2.pdf




Certification
Serie 690-
IMQ_CA02.03487_
2018.pdf

Dimensions and technical drawings



EC69035_2025.pdf

Barcode



8032793874454
Unit
1 NR
0.325x0.515x0.15 [m]
3 [kg]