


EC625014

GRP POLYESTER ENCLOSURE TRANSPARENT DOOR 72 MODULES (4X18) 435X655X215 mm



Enclosures > Wall-mount > Grp enclosures > Boards >
Distribution board > Transparent window door

Technical Symbols/Marks/Approvals



Norms

EN 62208

Description

Wall-mounted distribution board. Made of glass-fiber reinforced thermosetting polyester. Halogen Free. Self-extinguishing V0 rating according to UL-94. Transparent polycarbonate window. UV resistant. Impact resistance rating IK10. Glow wire test (GWT) resistance up to 960°C. Installation temperature range: minimum -25°C, maximum +60°C.

Rated operational voltage 1000 VAC, 1500 VDC, suitable for photovoltaic applications. Double insulation. Adjustable DIN rails to accommodate circuit breakers with heights of 48-75-102 mm. Reversible door opening over 180° with stainless steel pins. Security cylinder lock compatible. Blanking covers for unused modules included. Screw caps provided to maintain IP rating and double insulation.

Manufactured in accordance with EN 62208:2011, EN 60695-2-11:2000/2001, IEC60754-1:2001/AMD1:2019, IEC60754-2:2011/AMD1:2019, IEC60754-3:2018. Protection degree IP66.









External dimensions 435x625x215 mm
72 modules (4x18) 150 mm pitch

Etim

GROUP EG000011 - Enclosures/cabinets
CLASS EC000261 - Enclosure/cabinet (empty)

Degree of protection (IP)	IP66	Material	Other	Material quality	GRP (Glass fibre reinforced plastic)
Surface finishing	Untreated	Colour	Grey	Impact strength	IK10
Width	435 mm	Height	655 mm	Depth	215 mm
With cover	Yes	RAL-number	7035	With mounting plate	No
Pre-stamping	No	EMC-version	No	Suitable for wall mounting	Yes
Couplable	Yes	Mounting plate depth-adjustable	Yes	Suitable for wall built-in	No
Pole fastening	Yes	With door	Yes	Number of doors	1
With glazed door	Yes	With ventilation door	No	With rear door	No
Number of locks	2	Transparent cover	No	Suitable for outdoor set-up	Yes
Pitched roof	No	Number of connector holes	0	Thermal dissipation (Delta T = 20 K) according to IEC/TR 60890	56 W
Max. permitted load of the mounting plate according to IEC 62208	50 kg				

Documentation available for download

 <p>Instruction booklet Istruzioni_625_042 3.pdf</p>	 <p>Certification MI22-0079305-01a - ELETTROCANALI SPA - HCI_1 - TR_625.pdf</p>	 <p>Certification MI22-0079305-01b - ELETTROCANALI SPA - pH - TR_625.pdf</p>
 <p>Certification MI22-0079305-01c - ELETTROCANALI SPA - HCI_3 - TR_625.pdf</p>	 <p>Certification MI22-0079343-01_TR_625.pdf</p>	 <p>Certification Serie 625 IMQ_CA02.06897_2024.pdf</p>
 <p>Brochure Quadri Poliestere IT.pdf</p>	 <p>Brochure Quadri Poliestere_ENG.pdf</p>	

Barcode



8053676570447

Unit

1 NR

7.3 [kg]